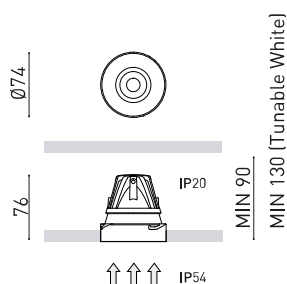




Dimensions



Accessories



TRIMLESS TOOL



DRIVER OPTIONS

PRODUCT

| | |
|-----------|--|
| Name | BUDDY TRIMLESS TW 2700K-5000K MEDIUM N |
| Reference | A5071128N |
| Colour | Matt black |
| RAL | 9005 |
| Category | CEILING RECESSED |

LIGHT SOURCE

| | |
|-------------------------|-----------------------------|
| Type | LED |
| Gross luminous flux | 815 lm |
| Colour temperature | Tunable White 2700 - 5000 K |
| Chromatic stability | MacAdam Step 3 |
| Colour Rendering Index | CRI>90 |
| Power | 6,7 W |
| Current | 400 mA |
| Efficacy | 122 lm/W |
| LED lifespan | L80B10 >55.000h |
| Energy efficiency class | F |

LIGHTING FIXTURE | PHOTOMETRIC DATA

| | |
|---------------------|-----|
| Lighting efficiency | 75% |
| Light beam angle | 43° |

LIGHTING FIXTURE | ELECTRICAL DATA

| | |
|-----------------------------|----------|
| Driver | Excluded |
| Dimming | DALI |
| Electrical insulation class | II |

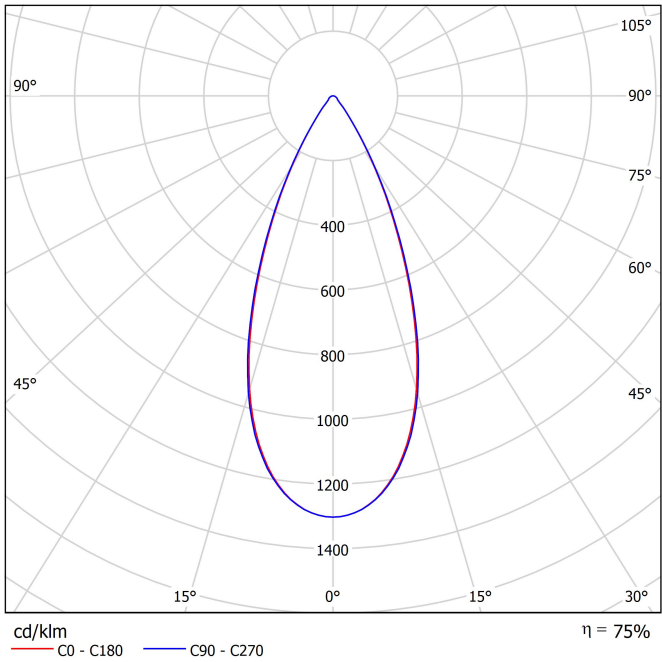
OTHER DATA

| | |
|----------------------|---|
| Sealing | IP54 |
| Wireless control | Please Consult |
| Recess measurements | Ø79 mm |
| Weight | 145 g |
| Packaged weight | 216 g |
| Packaging dimensions | 139 x 105 x 90 mm |
| Units per package | 1 |
| Materials | Aluminium / Polycarbonate / Polymethyl Methacrylate |

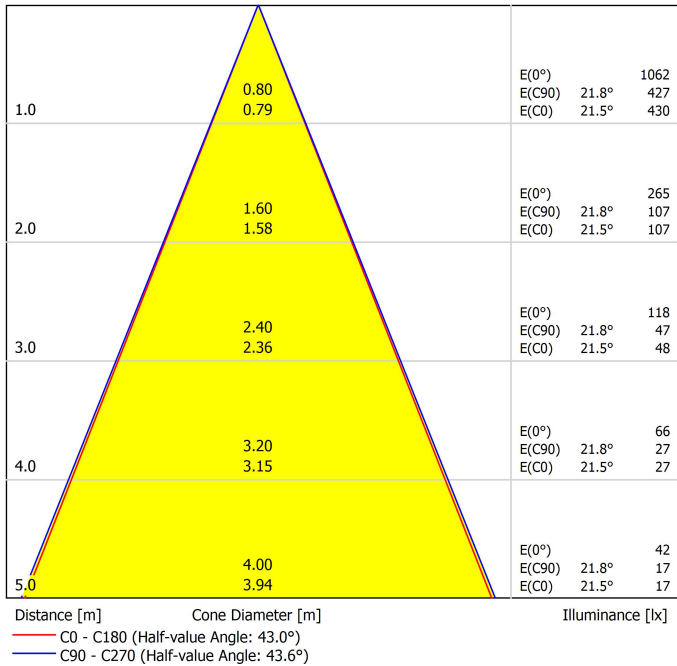


The sophistication of recessed lighting. Buddy is here to maximise the luminous performance of the classic recessed luminaire. It emerges with a solid and purposeful design, greater energy savings and excellent visual comfort. The product family comes in several versions with four opening angles -flood, medium, spot and super spot-. The dim to warm technology enables Buddy to facilitate comfort to the space by dimming the intensity and colour temperature. Furthermore, with the tunable White feature it can be controlled independently. Its four versions per position demonstrate its versatility: recessed, trimless, tilt and the tilt trimless version, which maintains its light output at all opening angles.

Polar diagram

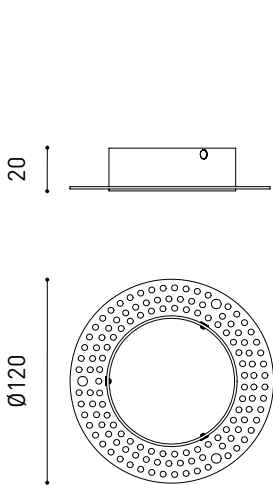


Conical diagram



UGR

| Glare Evaluation According to UGR | | | | | | | | | | | | |
|---|-----|---|------|------|------|------|--|------|------|------|------|----|
| p Ceiling | | 70 | 70 | 50 | 50 | 30 | 70 | 70 | 50 | 50 | 30 | 30 |
| p Walls | | 50 | 30 | 50 | 30 | 30 | 50 | 30 | 50 | 30 | 30 | 30 |
| p Floor | | 20 | 20 | 20 | 20 | 20 | 20 | 20 | 20 | 20 | 20 | 20 |
| Room Size X Y | | Viewing direction at right angles to lamp axis | | | | | Viewing direction parallel to lamp axis | | | | | |
| 2H | 2H | 11.5 | 12.2 | 11.7 | 12.4 | 12.6 | 11.5 | 12.2 | 11.7 | 12.4 | 12.6 | |
| | 3H | 13.2 | 13.8 | 13.5 | 14.1 | 14.3 | 13.2 | 13.9 | 13.5 | 14.1 | 14.3 | |
| | 4H | 13.8 | 14.4 | 14.1 | 14.7 | 15.0 | 13.8 | 14.5 | 14.2 | 14.7 | 15.0 | |
| | 6H | 14.3 | 14.9 | 14.6 | 15.2 | 15.5 | 14.4 | 14.9 | 14.7 | 15.2 | 15.5 | |
| | 8H | 14.5 | 15.0 | 14.8 | 15.3 | 15.6 | 14.5 | 15.1 | 14.9 | 15.4 | 15.7 | |
| | 12H | 14.6 | 15.1 | 15.0 | 15.4 | 15.8 | 14.7 | 15.2 | 15.0 | 15.5 | 15.8 | |
| 4H | 2H | 12.1 | 12.7 | 12.4 | 12.9 | 13.2 | 12.1 | 12.7 | 12.4 | 12.9 | 13.2 | |
| | 3H | 14.0 | 14.5 | 14.3 | 14.8 | 15.1 | 14.0 | 14.5 | 14.3 | 14.8 | 15.1 | |
| | 4H | 14.8 | 15.2 | 15.1 | 15.5 | 15.9 | 14.8 | 15.2 | 15.2 | 15.6 | 15.9 | |
| | 6H | 15.4 | 15.8 | 15.8 | 16.1 | 16.5 | 15.4 | 15.8 | 15.8 | 16.1 | 16.5 | |
| | 8H | 15.6 | 15.9 | 16.0 | 16.3 | 16.7 | 15.6 | 16.0 | 16.1 | 16.4 | 16.8 | |
| | 12H | 15.8 | 16.1 | 16.2 | 16.5 | 16.9 | 15.8 | 16.1 | 16.3 | 16.5 | 16.9 | |
| 8H | 4H | 15.0 | 15.4 | 15.5 | 15.8 | 16.2 | 15.1 | 15.4 | 15.5 | 15.8 | 16.2 | |
| | 6H | 15.8 | 16.1 | 16.3 | 16.5 | 16.9 | 15.8 | 16.1 | 16.3 | 16.5 | 17.0 | |
| | 8H | 16.1 | 16.3 | 16.6 | 16.8 | 17.2 | 16.2 | 16.4 | 16.6 | 16.8 | 17.3 | |
| | 12H | 16.4 | 16.6 | 16.9 | 17.0 | 17.5 | 16.4 | 16.6 | 16.9 | 17.0 | 17.5 | |
| 12H | 4H | 15.1 | 15.4 | 15.5 | 15.8 | 16.2 | 15.1 | 15.4 | 15.5 | 15.8 | 16.2 | |
| | 6H | 15.9 | 16.1 | 16.3 | 16.5 | 17.0 | 15.9 | 16.1 | 16.4 | 16.6 | 17.0 | |
| | 8H | 16.2 | 16.4 | 16.7 | 16.9 | 17.4 | 16.3 | 16.4 | 16.7 | 16.9 | 17.4 | |
| Variation of the observer position for the luminaires distances S | | | | | | | | | | | | |
| S = 1.0H | | +2.3 / -1.0 | | | | | +2.3 / -1.0 | | | | | |
| S = 1.5H | | +4.2 / -1.2 | | | | | +4.3 / -1.3 | | | | | |
| S = 2.0H | | +5.9 / -1.6 | | | | | +6.0 / -1.6 | | | | | |
| Standard table | | BK03 | | | | | BK03 | | | | | |
| Correction | | -1.2 | | | | | -1.2 | | | | | |
| Summand | | | | | | | | | | | | |
| Corrected Glare Indices referring to 815lm Total Luminous Flux | | | | | | | | | | | | |

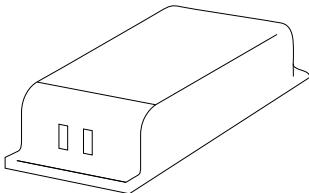


| PRODUCT | |
|-----------|--------------------------|
| Model | BUDDY Trimless Accessory |
| Reference | A507-10-90 |
| Material | Iron |
| Coating | Zinc plated |
| Category | Accessories |

MANDATORY FOR INSTALLATION



Ø79



| DRIVER OPTIONS | | | P | I | CCT | Flux |
|------------------------|-----------|------------|--------------------|-------|------------|---------|
| BUDDY 1 | NO DIM | 0434-01-85 | 4W | 125mA | 2700K | 760lm |
| | | | | | 3000K | 790lm |
| | | | | | 3500K | 795lm |
| | | | | | 4000K | 800lm |
| BUDDY 2 | NO DIM | 0434-01-86 | 6,6W | 200mA | 2700K | 1150 lm |
| | DALI | 0434-01-89 | | | 3000K | 1200 lm |
| | CASAMBI | 0434-01-91 | | | 3500K | 1210 lm |
| | PHASE CUT | 0434-01-92 | | | 4000K | 1220 lm |
| BUDDY Super Spot | NO DIM | 0434-01-87 | 6W | 500mA | 2700K | 750 lm |
| | DALI | 0434-01-88 | | | 3000K | 790 lm |
| | | | | | 3500K | 825 lm |
| | | | | | 4000K | 845 lm |
| BUDDY Tunable White | DALI | 0434-01-90 | 6,7W | 400mA | 1800-4000K | 690 lm |
| | | | | | 2700-5000K | 815 lm |
| BUDDY Dim to Warm | DALI | 0434-01-94 | 6W | 350mA | 1800-3000K | 650 lm |
| | PHASE CUT | 0434-01-95 | | | | |
| 220 240 V~ | | | 48V Please Consult | | | |



INSTALLATION GUIDE
https://youtu.be/sa_xAgj4ji4



| PRODUCT | |
|-----------|------------------------------------|
| Model | Trimless Tool D79 X D120 MM |
| Reference | A478-00-05 |
| Category | Accessories |





Fuente de luz (LED) reemplazable por un profesional autorizado

Replaceable (LED only) light source by an authorized professional.

Source lumineuse (LED) remplaçable par un professionnel agréé

Sorgente luminosa (LED) sostituibile da parte di un professionista autorizzato

Austauschbare (LED) Lichtquelle durch einen autorisierten Fachmann



Equipo de control reemplazable por un profesional autorizado

Replaceable control gear by an authorized professional

Dispositif de commande remplaçable par un professionnel agréé

Alimentatore sostituibile da parte di un professionista autorizzato

Auswechselbares Betriebsgerät durch autorisierten Fachmann

Instrucciones para el final de vida y la eliminación de los componentes:

Instructions on end-of-life and component disposal:

Instructions pour la gestion des composants en fin de vie et leur mise au rebut :

Istruzioni per il fine vita e lo smaltimento dei componenti:

Anweisungen zur entsorgung der Leuchtenkomponenten:



Interrumpir la alimentación del aparato
Cut the power supply to the luminaire
Couper l'alimentation du luminaire
Interrompere l'alimentazione dell'apparecchio
Stromversorgung der Leuchte unterbrechen



Quitar la(s) fuente(s) de luz para el desecho
Remove light source(s) for disposal
Retirer la (les) source(s) lumineuse(s) pour l'élimination
Rimuovere la/le sorgente/e di luce per lo smaltimento
Lichtquelle(n) zur Entsorgung entfernen



Quitar la batería para el desecho
Remove the battery for decommissioning
Retirer la batterie pour sa mise au rebut
Rimuovere la batteria per la dismissione
Die Batterie ordnungsgemäß entsorgen



Quitar el equipo de control para el desecho
Remove control gear for disposal
Retirer le dispositif de commande pour l'élimination
Rimuovere l'alimentatore per lo smaltimento
Betriebsgerät zur Entsorgung ausbauen

Enviar los materiales a un centro de recogida RAEE
Send the materials to a WEEE collection centre
Envoyer les matériaux dans une déchetterie DEEE
Inviare i materiali ad un centro di raccolta RAEE
Die Materialien in einem WEEE-Zentrum entsorgen

